COLACRIL
VASCHE E BOX MULTIFUNZIONI

SHARM 150X150

Vista in pianta
plan view

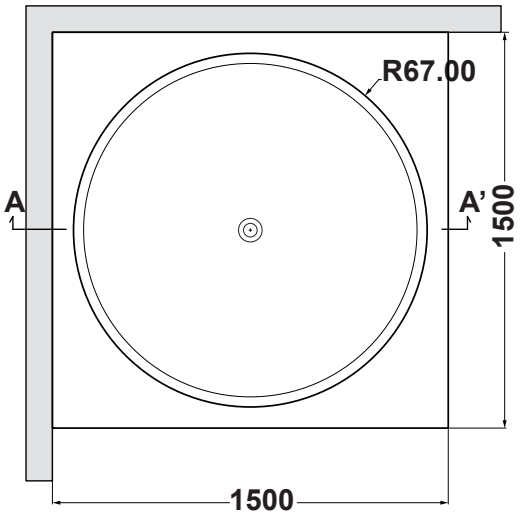

Sezione A/A'
Section A/A'

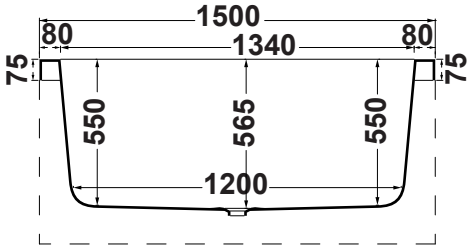

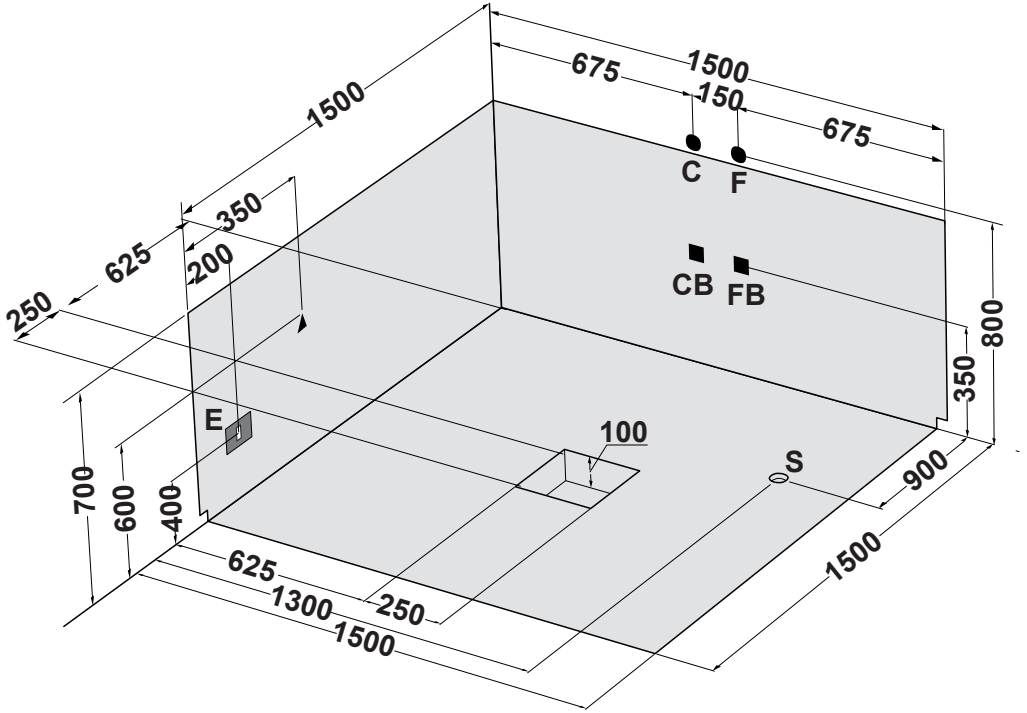

Ingombro vasca proiettato nel muro
Bath overall dimensions as projected on the wall

*** I valori raddoppiano se vengono azionate le due pompe dell' idromassaggio**
*** The values double when the wirpool's two pumps are activated**

(I)

N.B. L'ISTALLAZIONE DEVE AVVENIRE A PAVIMENTO E PARETI FINITE

Peso netto:	**Kg 92**
Peso spedizione:	**Kg 97**
Volume spedizione:	**m3 = 0,777**
Contenuto acqua	**Lt 650**

CARATTERISTICHE IDRAULICHE

Numero jets:	16
jets airpool :	18

****CARATTERISTICHE ELETTRICHE IDROMASSAGGIO***

V	HZ	KW	A
220/240	50/60	0,78	4,5

ELETTRO POMPA AIRPOOL

V	HZ	KW	A
220/230	50/60	0,65	3

REQUISITI DI PREISTALLAZIONE

C : Allaccio acqua calda rubinetteria parete:	1/2"
F : Allaccio acqua fredda rubinetteria parete:	1/2"
CB : Allaccio acqua calda bordo vasca:	1/2"
FB : Allaccio acqua fredda bordo vasca:	1/2"
S : Allaccio scarico incassato a pavimento:	1-1/2"
E : Allaccio elettrico idromassaggio (pressacavo PG 11):	IPX5

COMBINAZIONI RUBINETTERIA

C F : ● ●	Rubinetteria parete
CFT: ●●▲	Rubinetteria parete con erogazione troppopieno
CB BF: ■ ■	Rubinetteria bordo vasca

(GB)

N.B. THE INSTALLATION MUST BE CARRIED OUT WITH FLOOR AND WALLS ALRESDY TILED

Net weight:	**Kg 92**
total weight with package:	**Kg 97**
Volume with package:	**m3 = 0,777**
Water capacity	**Lt 650**

WATER SYSTEM SPECIFICATION

Numero jets:	16
jets airpool :	18

****POWER SYSTEM SPECIFICATION***

V	HZ	KW	A
220/240	50/60	0,78	4,5

ELECTRO PUMP AIRPOOL

V	HZ	KW	A
220/230	50/60	0,65	3

CONDITION REQUIRED BEFORE THE INSTALLATION

C : Wall taps outlet for hot water:	1/2"
F : Wall taps outlet for cold water:	1/2"
CB : Bath edge taps outlet for hot water:	1/2"
FB : Bath edge taps outlet for cold water:	1/2"
S : Drainage outlet istalled in the floor:	1-1/2"
E : Power outlet for the wirpool	IPX5

TAPS COMBINATION

C F : ● ●	Wall taps
CFT: ●●▲	Wall taps with water supply by overflowing
CB BF: ■ ■	Bath edge taps